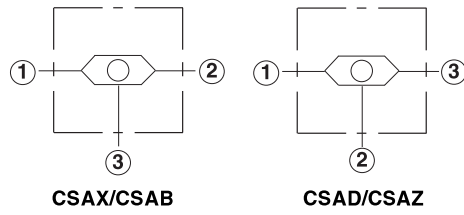
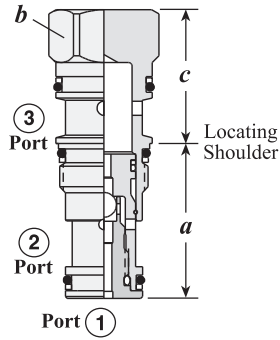


SINGLE BALL SHUTTLE VALVE WITH SIGNAL AT PORT 3 OR PORT 2



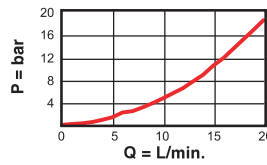
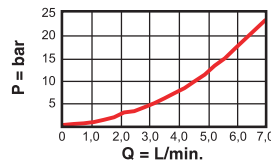
Nominal Capacity	Typical Cartridge Model Code	Cavity	Cartridge Dimensions			Installation Torque (Nm)
			a	b	c	
5 L/min.	CSAX – XXN	T - 163A	31	19,1	32	35/40
5 L/min.	CSAZ – XXN	T - 163A	31	19,1	31,8	35/40
10 L/min.	CSAB – XXN	T - 11A	34,9	22,2	31	40/50
10 L/min.	CSAD – XXN	T - 11A	35,1	22,2	30,2	40/50

Performance Curves

CSAX/CSAZ

CSAB/CSAD

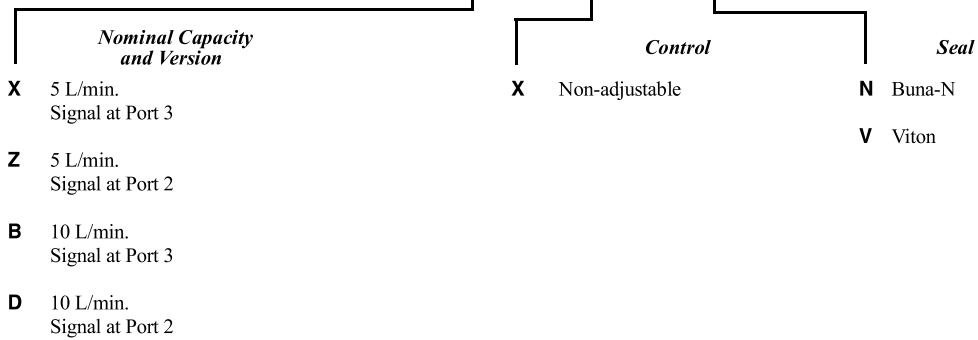
Typical Pressure Drop



- Maximum operating pressure = 350 bar
- Maximum valve leakage = 0,4 cc/min.

OPTION ORDERING INFORMATION Model Codes printed in Red are Preferred Versions and most readily available

CS A ★ - X X ★



Visit www.sunhydraulics.com for detailed and complete technical information on our full line of products.