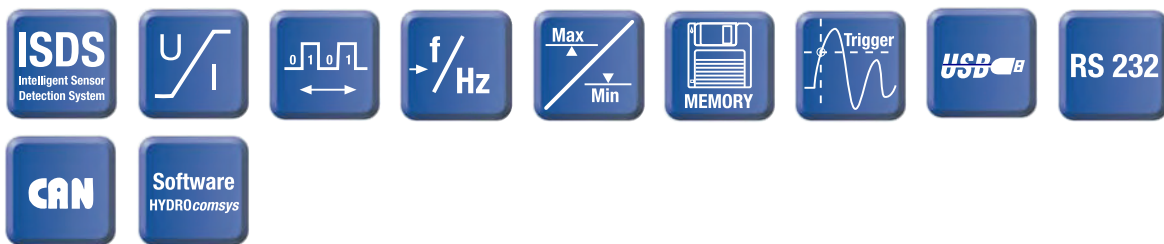


Stationary Measuring Systems

Multi-Panel 8050 – the measuring instrument in the 19" rack

With a total of 30 input channels and a uniquely clear display of a large number of measured values, the Multi-Panel 8050 is ideal for the measuring and supervision of complex systems. With six output channels, many and various possibilities open up for the control of machines, plants and test standards.



- Ten analogue measuring inputs for 0 to 20 mA, 4 to 20 mA, 0 to 10 V, ± 10 V
- Two analogue measuring inputs for ± 2 A DC and ± 48 V DC
- Four frequency inputs to max. 5 kHz
- Four digital inputs, one is a trigger input
- 6 (optional 14) CAN bus signal inputs
- Four digital outputs, one is a trigger output
- Two analogue outputs
- 16 bit Analogue/Digital-converter
- Calculated channels with fixed or freely definable formulas
- 128 MB measurement value memory – expandable to max. 1 GB
- 200 measurement series with the total of two million values per measurement
- Measuring rate 0,1 and 1 ms
- Menu-controlled operation
- Robust aluminium housing
- Data transmission with USB interface (device)
- Centronics and RS 232 interface
- Software filter for the elimination of anti-aliasing effects
- PASS function for the execution of automated measuring tasks
- Project management for storing of max. 5 instrument configurations
- Operation software HT-Communicator
- Available also as mobile version (Multi-System 8050)

Order data measuring instruments


Multi-System 8050



Short profile	Order number
12x analogue/4x frequency/4x digital/6x CAN	3160-00-65.00

14x CAN on request

Multi-Control 8050



Short profile	Order number
12x analogue/4x frequency/4x digital/6x CAN	3160-00-66.00

14x CAN on request

Multi-Panel 8050



Short profile	Order number
8 displays/12x analogue/4x frequency/4x digital/6x CAN	3165-11-01.00
16 displays/12x analogue/4x frequency/4x digital/6x CAN	3165-11-02.00

14x CAN on request






Technische Daten

Multi-EPC

SEG 1060

Compare

Multi-Panel 8050

			 digital  analog	
Stationary Measuring Systems				
Measuring inputs		Total 2 inputs: analogue: 0 to 20, 4 to 20 mA, 0 to 10 V and digital: 5 to 15 V rectangle 1 Hz to 10 kHz	1 to 2 inputs with 1 calculation channel optional analogue: 0/4 to 20 mA, 0 to 10 V digital: 1Hz to 5 kHz	Total 16 input connection sockets 10x 6-pol, analogue signal inputs, 2x input jack for current +2 ADC and voltage +48 VDC, 0 to 20 mA, 4 to 20 mA, 0 to 10 VDC, ±10 VDC, 4x 6-pol, digital signal inputs 0,25Hz to 5 KHz, 6x CAN input (optional 14)
Standard measurands	Pressure	Pressure, temperature, frequency, volume flow, rotational speed, direct current, power, torque, way and speed a.s.o.	Quantity (counter), pressure, tempe- rature, frequency, volume flow, rota- tional speed, direct current, power, torque, way and speed a.s.o.	Pressure, temperature, frequency, volume flow, rotational speed, direct current, power, torque, way and speed a.s.o.
Measuring rate	≥ 10 ms	≥ 40 ms	≥ 20 ms	Analogue inputs: 0,1 ms / 1 ms
Resolution A/D-converter		12 bit	10 bit (optional 12 bit)	Analogue inputs: 16 bit Current, voltage input: 12 bit
Error limit	±0,5 % of final value	Analogue: ±0,2 % of final value Digital: ±1 digit	Analogue: ±0,5 % of final value Digital: ±1 digit	Analogue: ±0,1 % of final value Current, voltage input: ± 0,2 % of measured value
Extreme value memory		Min. and max. value memory	Min. and max. value memory	Min. and max. value memory of all measuring channels, selectable with key
Measured value memory	No memory	No memory	No memory	128 MB in max. 200 series, optional expandable to 1 GB max. 6 mio. values/series (24 MB), scan rate: 0,1 ms to 99 min
Trigger	No trigger	No trigger	No trigger	Settable, external triggering, pre-trigger
Display	4-digit, 7-segment, red, digit height 7 mm, casing rotatable at bottom pressure connector for 280°	14 mm LED 7-segment display in red	14 mm LED 7-segment display in red	8/16 presentable channels with 14 mm LED 7-segment displays in red (30 channels via PC)
Interfaces	No interfaces	No interfaces	RS 232	RS 232, USB, CAN, Centronics, LVDS
Power supply	15 to 30 VDC, nominal 24 VDC	24 VDC ±25 % 230 AC ±10 %/50 Hz	24 VDC ±25 % 230 VAC ±10 %/50 Hz opt. with 110 VAC/60 Hz	With direct current 24 VDC, with protection against reverse-polarity and over-voltage, the device is equipped with self-reversing fuse resistors
CE labelling	EN 61000-6-4 and EN 61000-6-2	EN 50081-1 and EN 50082-1	EN 50081-1 and EN 50082-1	EN 50081-1 and EN 50082-1
Protection type	IP 67	Front IP 65, mounted	Front IP 65, mounted	Device front: IP 40; casing: IP 40; measuring inputs: IP 40
Ambient conditions	Operation temperature: -20 °C to +85 °C	Operation temperature: -20 °C to +50 °C	Operation temperature: 0 °C to +50 °C	Operation temp.: 0 °C to +60 °C relative humidity 0 % to 85 % (not condensing), storage: -20 °C to +60 °C
General	Material of parts with medium contact high-grade steel 1.4301, membrane 1.4542 Dimensions: est. 120 x 65 x 33 mm RoHs conformity Weight: 0,35 kg	ABS plastic Dimensions: est. 48 x 96 x 101 mm RoHs conformity Weight: est. 0,25 kg	ABS plastic Dimensions: est. 48 x 96 x 110 mm RoHs conformity Weight: est. 0,35 kg	Housing material: aluminium powder coated RAL 3004 RoHs conformity
Outputs	Analogue outputs: 0-20 mA or 4-20 mA	Analogue outputs: 0-20 mA or 0-10 V 4-20 mA settable with software	Opt. potential-free relay changer and closer 230 VAC/1 A 24 VDC/3 A	2 analogue outputs for the emission of signals from signal generator or to transfer measured values of a measuring channel input, 4 digital outputs (1x trigger output) to solve control functions

Further products

MINIMESS®,
Measuring hoses a.s.o. ...



Further products

Sensors for pressure, temperature,
rotational speed, volume flow, a.s.o. ...



HYDROTECHNIK GmbH

Holzheimer Straße 94–96 | D-65549 Limburg
Tel. +49 (0) 64 31 40 04-0 | Fax +49 (0) 64 31 4 53 08
www.hydrotechnik.com | info@hydrotechnik.com