

Termaks ³¹⁵

For more than **50 Years...**



CREATES THE ENVIRONMENT YOU NEED





ABOUT TERMAKS

Termaks is one of the leading suppliers of laboratory drying ovens, laboratory incubators, cooled incubator and environmental chambers in Scandinavia.

We enjoy a rapidly growing market worldwide, based on

our selected distributors in Asia, America and Europe – all with a good local knowledge and a well-established position within the supply of laboratory equipment.

Termaks AS can look back on more than 50 years of





TABLE OF CONTENTS

2	About Termaks
4	TS 8000 Series: Sterilizers – Laboratory Drying Ovens
5	TS 8000 (Basic)
6	TS 8000S (Special)
7	Technical specifications
8	B 8000 Series: Incubators, Bacteriological Cabinets
9	B 8000 (Basic)
10	B 8000S (Special)
11	Technical specifications
12	KB 8000 Series: Cooled Incubators
13	KB 8000
14	KB 8000L
15	Technical specifications
16	KB 8000F Series: Environmental Chambers
17	KB 8000F
18	KB 8000FL
19	Technical specifications

activity. The company was founded in 1952, and the first years it supplied exclusively the Norwegian market with environmental laboratory equipment. From the base in Bergen on the Norwegian West coast the activity has

increased, so today we export our products to nearly 30 countries throughout the world. Approximately 80% of the turnover is export.

Termaks products are marketed by a net of well established and skilled distri-

butors who are able to give excellent support regarding both sales and service.

BERGEN, NORWAY



TS 8000 SERIES: STERILIZERS, LABORATORY DRYING OVENS

Series TS 8000 consists of five different cabinets with sizes from 24 litres up to 430 litres.

There are two different types of controllers available. The Basic (see page 5) and the Special (see page 6).

Interior housing and shelves are in stainless steel. Externally, the cabinets are constructed of electrolytically galvanized steel sheets, coated with a grey epoxy polyester paint (RAL 7035).

The three smallest models are table models that are stackable. They can be wall mounted using brackets. The two biggest models stand on the floor and have adjustable feet.



KEY FEATURES

- ✓ Temperature range up to 250 °C
- ✓ PID Temperature controller
- ✓ Digital calibration
- ✓ Alarm
- ✓ Timer
- ✓ Datalogging
- ✓ Safety thermostat
- ✓ 4 speed fan

ACCESSORIES

	TS 8024	TS 8056	TS 8136	TS 8265	TS 8430
2-Layer glass window	—	✓	✓	✓	✓
Internal lamp w/switch	✓	✓	✓	✓	✓
Rack, socket 50 cm high	—	✓	✓	—	—
Socket w/material cabinet	—	—	—	✓	✓
Set of castors	—	—	—	✓	✓
Door lock	✓	✓	✓	✓	✓
Wall bracket	✓	✓	✓	—	—
Access port 30 mm	✓	✓	✓	✓	✓
— Not available					

TS 8000 (BASIC)

The basic TS 8000 is recommended when operating with the same temperature throughout the whole process, and when a written report is not needed. (Typically sterilization)

TEMPERATURE CONTROLLER

The controller is very easy to operate and has a large, green display. It has a number of functions, such as adjustable alarm limits, acoustic alarm, data logging, timer, 4 fan speeds and PID control of the temperature. The controller has passed the tests for the highest class of EMC requirement for the heavy industry (EN 50081-1 and EN 50082-1), tested by NEMCO EMC-lab.

CALIBRATION

Digital calibration of temperature is easily operated by entering new constants from the keyboard into the microprocessor.

ALARM

The controller is equipped with both flashing and acoustic alarm. Alarm limits can be set both below and above the set temperature.

TIMER

The timer starts only when the set temperature is reached. It can also be programmed with a delayed start option. There is an acoustic end-of-cycle warning.

DATA LOGGING

The controller records maximum and minimum temperatures, and the average temperature is also calculated. This is a useful aid in evaluating the temperature accuracy. The recording starts after the initial stabilisation.



SAFETY

All models are designed to satisfy the requirements of the international standard IEC 1010-1. The power inlets are fused.

All cabinets are equipped with a separate electronic safety thermostat, class 3.1, that takes over the temperature control in the case of a controller failure.

In addition, all drying ovens, sterilizers TS 8000 are equipped with an extra thermostat that cuts the power to the heater if the temperature should rise above the maximum working temperature of the cabinet.

VENTILATION

All models in this series are equipped with a ventilator fan that can be regulated at 4 different speeds. The air valve is infinitely variable.



TS 8000S (SPECIAL)

When more accurate regulation is required, and if different temperatures are to be programmed, choose the TS 8000S series.

The operation of the regulator is done by the 5 buttons and is more or less self explanatory.

In addition to the features described for the TS 8000, The TS 8000S has the following options:

10 FAN SPEEDS

Basic is 4.

AUTOMATIC SAFETY THERMOSTAT

A safety thermostat system is integrated in the electronic control system. The safety thermostat is automatically set whenever a new temperature is set.

REAL TIME PROGRAM (OPTIONAL)

The program system can handle up to twenty settings of temperature. A setting is made active when the real time matches the time connected to a particular setting. The changes can be done a number of times every day, a specific day in the week, or a specific week in the year, or a combination of all.

The temperature can be ramped towards a new setting in a defined rate.

The system can be automatically adjusted for European Daylight Saving Time, DST.



PRINTER REPORT (OPTIONAL)

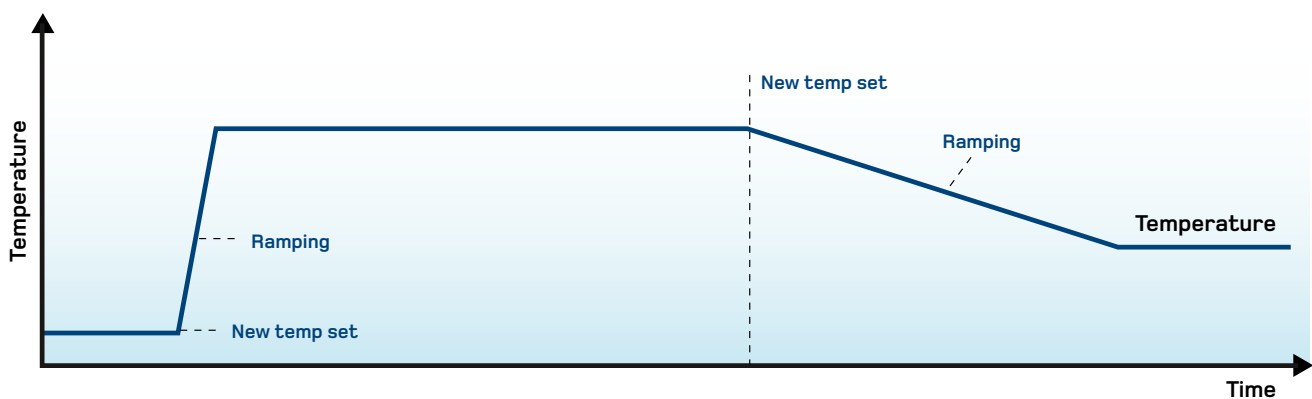
An optional thermal printer (SEIKO OPU-414) can be connected to the serial data port on the cabinet. The date, time, and temperature can be printed at an adjustable time rate, down to one minute.

Events, such as new settings and alarm conditions can also be printed. By using a PC instead of a printer, remote settings and monitoring are possible.

FLASH MEMORY FOR EASY FUTURE UPGRADES

The system software can easily be replaced via a Windows based PC connected to the serial port. This makes it possible to keep the system up-to-date.

Customers with special functional needs, can get their software on a CD or via the Internet from Termaks.



STERILIZERS – LABORATORY DRYING OVENS

TEMPERATURE CONTROL		TS 8024/S	TS 8056/S	TS 8136/S	TS 8265/S	TS 8430/S
Variation	+ / - °C	1	1	1	1	1
Deviation (spatial)	+ / - %	1,5	1,5	1,5	1,5	1,5
Readability / Setability	°C	1/0,1	1/0,1	1/0,1	1/0,1	1/0,1
Range	°C	t _b -200 **	t _b -200 **	t _b -200 **	t _b -200 **	t _b -200 **
Sensor thermocouple "K"		*	*	*	*	*
Controller		PID	PID	PID	PID	PID
Display		LED/LCD	LED/LCD	LED/LCD	LED/LCD	LED/LCD

TIMER

Minutes / hours		0-999	0-999	0-999	0-999	0-999
Delayed start options		*	*	*	*	*
Real time program ***		NO/Optional	NO/Optional	NO/Optional	NO/Optional	NO/Optional
Printer report ***		NO/Optional	NO/Optional	NO/Optional	NO/Optional	NO/Optional

SAFETY

Alarm flashing / Acoustic		*	*	*	*	*
Alarm limit settable	°C	*	*	*	*	*
Automatic safety setting		*	*	*	*	*

FEATURES

Fan speed control		4/10	4/10	4/10	4/10	4/10
Exhaust valve	∅ mm	32	32	32	60	60
Ventilation slide	0-100 %	*	*	*	*	*
Data Port, Serial	RS232	NO/YES	NO/YES	NO/YES	NO/YES	NO/YES
Pot. free alarm output		NO/Optional	NO/Optional	NO/Optional	NO/Optional	NO/Optional

SHELVES

Standard / Max	pcs	2/7	2/8	4/16	3/13	4/23
Dimensions WxD	mm	320x240	400x330	510x410	600x550	600x550
Max load pr shelf	kg	20	20	20	30	50
Permitted total load	kg	50	50	70	80	100

HEATING

Heating up time to 250 °C	mins	40	50	65	20	20
Heat transfer at 250 °C	W	400	460	710	1300	1500
Air changes	p/h	110	50	20	95	60

POWER

Nominal Power	W	930	930	1430	4600	4600
Nominal voltage	V	230,1~	230,1~	230,1~	230/400,3~	230/400,3~
Frequency	Hz	50	50	50	50	50

DIMENSIONS

Exterior WxDxH	mm	515x455x490	595x550x580	705x625x820	830x730x1170	830x730x1620
Interior WxDxH	mm	325x270x270	405x380x360	515x440x600	602x605x730	602x605x1190
Volume	litres	24	56	136	265	430

WEIGHTS / VOLUME

Net weight	kg	27	36	56	90	115
Shipping weight	kg	30	41	66	110	140
Shipping volume	dm ³	214	327	558	957	1280

t_b = 8°C ABOVE AMBIENT

* STANDARD

** BASIC MODEL UP TO 250°C

*** THIS OPTION IS STORED IN THE SYSTEM AND CAN FREELY BE TESTED FOR 30 DAYS. A UNIQUE CODE IS NEEDED IN ORDER TO MAKE IT AVAILABLE FOR PERMANENT USE
THESE TECHNICAL DATA ARE SPECIFIED FOR AN EMPTY CABINET AND AMBIENT TEMPERATURE OF 23°C
SUBJECT TO TECHNICAL ALTERATION.

B 8000 SERIES: INCUBATORS, BACTERIOLOGICAL CABINETS

Series B 8000 consists of five different cabinets with sizes from 23 litres up to 420 litres.

There are two different types of controllers available. The Basic (see page 9) and the Special (see page 10) Interior housing and shelves are in stainless steel. All cabinets are equipped with a glass inner door.

Externally, the cabinets are constructed of electrolytically galvanized steel sheets, coated with a grey epoxy polyester paint (RAL 7035).

The three smallest models are table models that are stackable. By means of brackets they can be wall mounted. The two biggest models stand on the floor and have adjustable feet.



KEY FEATURES

- ✓ Temperature range up to 70 °C
- ✓ PID Temperature controller
- ✓ Digital calibration
- ✓ Alarm
- ✓ Timer
- ✓ Data logging
- ✓ Safety thermostat
- ✓ Glass innerdoor
- ✓ 4 speed fan

ACCESSORIES

	B 8023	B 8054	B 8133	B 8260	B 8420
Internal power socket 230V	✓	✓	✓	✓	✓
Rack, Socket 50 cm high	—	✓	✓	—	—
Socket w/material cabinet	—	—	—	✓	✓
Set of Castors	—	—	—	✓	✓
Door Lock	✓	✓	✓	✓	✓
Wall Bracket	✓	✓	✓	—	—
Access Port 30 mm	✓	✓	✓	✓	✓

— Not available

B 8000 (BASIC)

The basic B 8000 is recommended when you operate with the same temperature throughout the whole process, and do not need written documentation.

TEMPERATURE CONTROLLER

The controller is very easy to operate and has a large, green display. It has a number of functions, such as adjustable alarm limits, acoustic alarm, data logging, timer, 4 fan speeds and PID control of the temperature. The controller has passed the tests for the highest class of EMC requirement for the heavy industry (EN 50081-1 and EN 50082-1), tested by NEMCO EMC-lab.

CALIBRATION

Digital calibration of temperature is easily operated by entering new constants from the keyboard into the microprocessor.

ALARM

The controller is equipped with both flashing and acoustic alarms. Alarm limits can be set both below and above the set temperature.

TIMER

The timer starts only when the set temperature is reached. It can also be programmed with a delayed start option. There is an acoustic end-of-cycle warning.



DATA LOGGING

The controller records maximum and minimum temperatures, and the average temperature is also calculated. The recording starts after the initial stabilisation.

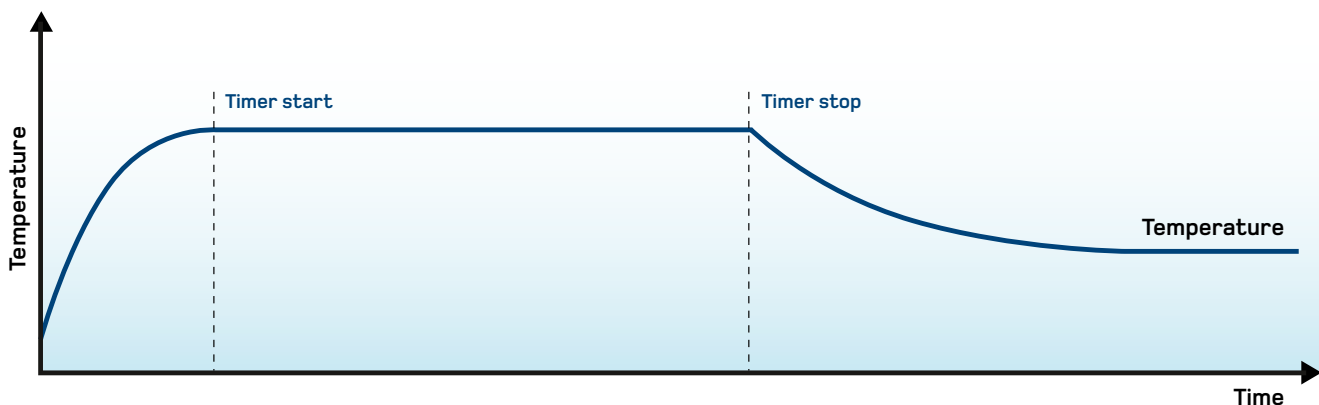
SAFETY

All models are designed to satisfy the requirements of the international standard IEC 1010-1. The power inlets are fused.

All cabinets are equipped with a separate electronic safety thermostat, class 3.1, that takes over the temperature control in the case of a controller failure.

VENTILATION

All models in this series are equipped with a ventilator fan that can be regulated at 4 different speeds. On the three smallest models there is an infinitely variable air valve.



B 8000S (SPECIAL)

When more accurate regulation is required, and if different temperatures are to be programmed, choose the B 8000S series. The operation of the regulator is done by the 5 buttons and is more or less self-explanatory. In addition to the features described on the B 8000, the B 8000S has the following options:

10 FAN SPEEDS

(Basic is 4)

AUTOMATIC SAFETY THERMOSTAT

A safety thermostat system is integrated in the electronic control system. The safety thermostat is automatically set whenever a new temperature is set.

REAL TIME PROGRAM (OPTIONAL)

The program system can handle up to twenty settings of temperature. A setting is made active when the real time matches the time connected to a particular setting. The changes can be done a number of times every day, on a specific day of the week, or on a specific week of the year, or a combination of all of them.



TEMPERATURE RAMPING

The temperature can be ramped towards a new setting at a defined rate. The system can be automatically adjusted for European Daylight Saving Time, DST.

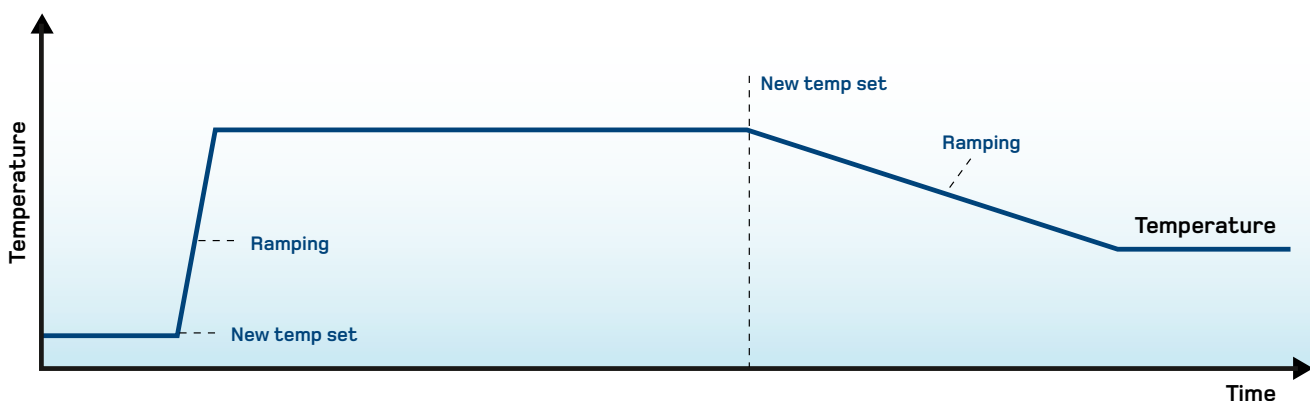
PRINTER REPORT (OPTIONAL)

An optional thermal printer (SEIKO OPU-414) can be connected to the serial data port on the cabinet. The date, time and temperature can be printed on an adjustable time rate, down to one minute. Events, such as new settings and alarm conditions can also be printed. By using a PC instead of a printer, remote settings and monitoring are possible.

FLASH MEMORY FOR EASY FUTURE UPGRADES

The system software can easily be replaced via a Windows based PC connected to the serial port. This makes it possible to keep the system up to date.

Customers with special functional needs, can get their software on a CD or via the Internet from Termaks.



INCUBATORS, BACTERIOLOGICAL CABINETS

TEMPERATURE CONTROL		B 8023/S	B 8054/S	B 8133/S	B 8260/S	B 8420/S
Variation	+ / - °C	0,2	0,2	0,2	0,2	0,2
Deviation (spatial)	+ / - %	1	1	1,5	1,5	1,5
Readability / Set ability	°C	1/0,1	1/0,1	1/0,1	1/0,1	1/0,1
Range	°C	t _b -70	t _b -70	t _b -70	t _b -70	t _b -70
Sensor thermocouple "K"		*	*	*	*	*
Controller		PID	PID	PID	PID	PID
Display		LED/LCD	LED/LCD	LED/LCD	LED/LCD	LED/LCD

TIMER

Minutes / hours		0-999	0-999	0-999	0-999	0-999
Delayed start options		*	*	*	*	*
Real time program		NO/Optional**	NO/Optional**	NO/Optional**	NO/Optional**	NO/Optional**
Printer report		NO/Optional**	NO/Optional**	NO/Optional**	NO/Optional**	NO/Optional**

SAFETY

Alarm flashing / Acoustic		*	*	*	*	*
Alarm limit settable	°C	*	*	*	*	*
Automatic safety setting	°C	NO/YES	NO/YES	NO/YES	NO/YES	NO/YES

FEATURES

Fan speed steps		4/10	4/10	4/10	4/10	4/10
Door gasket silicone		*	*	*	*	*
Exhaust valve	∅ mm	32	32	32	NO	NO
Ventilation slide	0-100 %	*	*	*	NO	NO
Glass inner door		*	*	*	*	*
Data Port, Serial	RS 232	NO/YES	NO/YES	NO/YES	NO/YES	NO/YES
Pot. free alarm output		NO/Optional	NO/Optional	NO/Optional	NO/Optional	NO/Optional

SHELVES

Standard / Max	pcs	2/7	2/8	4/16	3/13	4/23
Dimensions WxD	mm	320x240	400x330	510x410	600x550	600x550
Max load pr shelf	kg	20	20	20	30	50
Permitted total load	kg	50	50	70	80	100

HEATING

Heating up time to 37 OC	mins	27	30	33	27	30
Heat transfer at 70 OC	W	65	75	90	170	190
Air changes	p/h	110	50	20	95	60

POWER

Nominal Power	W	330	330	330	930	930
Nominal voltage	V	230,1~	230,1~	230,1~	230,1~	230,1~
Frequency	Hz	50	50	50	50	50

DIMENSIONS

Exterior WxDxH	mm	515x455x490	595x550x580	705x625x820	830x730x1170	830x730x1620
Interior WxDxH	mm	325x260x270	405x370x360	515x430x600	602x590x730	602x590x1190
Volume	litres	23	54	133	260	420

WEIGHTS / VOLUME

Net weight	kg	27	36	56	90	115
Shipping weight	kg	30	41	66	110	140
Shipping volume	dm ³	214	327	558	957	1280

t_b = 5 °C ABOVE AMBIENT

* = STANDARD

** THIS OPTION IS STORED IN THE SYSTEM AND CAN FREELY BE TESTED FOR 30 DAYS. A UNIQUE CODE IS NEEDED IN ORDER TO MAKE IT AVAILABLE FOR PERMANENT USE
THESE TECHNICAL DATA ARE SPECIFIED FOR AN EMPTY CABINET AND AMBIENT TEMPERATURE OF 23 °C
SUBJECT TO TECHNICAL ALTERATION.

KB 8000 SERIES: COOLED INCUBATORS

Series KB 8000 consists of three different cabinets in two different sizes. The KB 8400L is equipped with programmable light.

These cabinets have been developed to meet the needs of reliability, accurate and safe control over the entire temperature range and low power consumption.

To achieve those goals, the latest technology available in cooling, temperature control and insulation is used.

Interior housing and shelves are in stainless steel. Externally, the cabinets are constructed of electrolytically galvanized steel sheets, coated with a grey epoxy polyester paint (RAL 7035).



KEY FEATURES

- ✓ Temperature range from -9,9 °C to +70 °C (KB 8400L -2 °C to +70 °C)
- ✓ Accurate control over the entire temperature range
- ✓ Automatic safety thermostat settings
- ✓ Low power consumption
- ✓ Temperature /light programming in real time *
- ✓ Printer reporting *
- ✓ Air jacket
- ✓ PID Temperature controller
- ✓ Digital Calibration
- ✓ Alarm
- ✓ Timer
- ✓ Data logging

* Optional

ACCESSORIES

	KB 8182	KB 8400	KB 8400 L
Internal Power Socket 220v	✓	✓	✓
Programmable light function	–	–	✓
Door Lock	✓	✓	✓
Access Port 30 mm	✓	✓	✓
Printer report system	✓	✓	✓
Real time program	✓	✓	✓
Thermal printer	✓	✓	✓
Trippel glass window with cover	✓	✓	✓

– Not available

EASY TO OPERATE

The basic operations can be learned in a minute. A number of "Pages" can be selected in the LCD display. The information is easy to understand. All settings can easily be changed with the five buttons.

AUTOMATIC SAFETY THERMOSTAT SETTINGS

This unique feature also simplifies the operation. A safety thermostat system is integrated in the electronic control system. Both the upper and lower safety thermostats are automatically set whenever a new temperature is set. The samples inside the cabinet are thereby fully protected against temperature extremes.

TIMER

The KB8182 and KB8400 have a timer system included. It can be used as a delayed stop or start timer. This timer is disabled when the optional Real Time Program is used.





REAL TIME PROGRAMMING (OPTIONAL)

The program system can handle up to twenty settings of temperature and light. A setting is made active when the real time matches the time connected to a particular setting. The changes can be done a number of times every day, on a specific day of the week, or on a specific week in the year, or a combination of all of them. In addition, the settings can be ramped towards the new setting at a defined rate. The system can be automatically adjusted for European Daylight Saving Time, DST.

PRINTER REPORT (OPTIONAL)

An optional thermal printer (SEIKO OPU-414) can be connected to the serial data port on the cabinet. The date, time, temperature and humidity can be printed at an adjustable time rate, down to one minute.

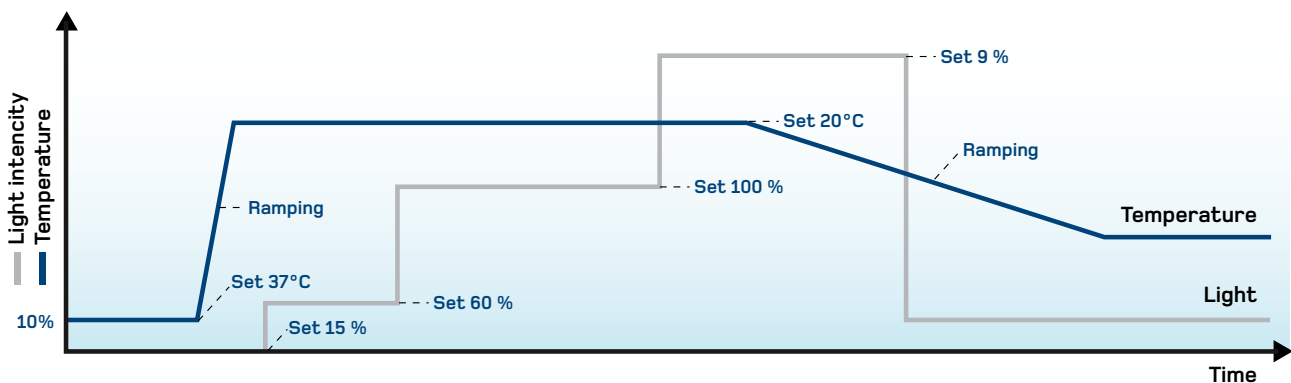
Events, such as new settings and alarm conditions can also be printed. This can be a useful aid in documentation of a test cycle.

By using a PC instead of a printer, remote settings and monitoring are possible.

CUSTOM SPECIALS AND UPGRADES

The system software can easily be replaced via a Windows based PC connected to the serial port. This makes it possible to keep the system up to date.

Customers with special functional needs, can get their software on a CD or via the Internet from Termaks.



COOLED INCUBATORS

TEMP. CONTROL		KB 8182	KB 8400	KB 8400 L
Variation	+ / - °C	0,1	0,1	0,1
Deviation (spatial)	+ / - °C	0,2	0,2	0,2
Readability / Set ability	°C	0,1	0,1	0,1
Range	°C	-9,9-70,0	-9,9-70,0	-2-70,0
Sensor thermocouple "K"		Yes	Yes	Yes
Controller		PID	PID	PID
Display		LCD	LCD	LCD
TIMER				
Minutes / hours		0-999	0-999	0-999
Delayed start options		Yes	Yes	Yes
Real time program		Optional *	Optional *	Optional *
Printer report		Optional*	Optional*	Optional*
Free trial periode		1 month	1 month	1 month
SAFETY				
Alarm flashing / Acoustic		Yes	Yes	Yes
Alarm limit settable		Yes	Yes	Yes
Fuses		10A	10A	10A
FEATURES				
Access port	30mm	Optional	Optional	Optional
Inspection window		Optional	Optional	Optional
Castors, lockable		Yes	Yes	Yes
Data Port, Serial	RS 232	Yes	Yes	Yes
Automatic de-icing **		Yes	Yes	Yes
Pot. free alarm output		Optional	Optional	Yes
SHELVES				
Standard / Max	pcs	3/14	3/22	3/22
Dimensions WxD	mm	500x450	610x580	610x580
Max load pr shelf	kg	20	30	30
Permitted total load	kg	80	120	120
POWER				
Maximum power usage	W	950	950	1200
Nominal voltage	VAC	230	230	230
Frequency	Hz	50		50
DIMENSIONS				
Exterior WxDxH	mm	680x580x1430	830x720x1840	960x720x1840
Interior WxDxH	mm	520x451x777	630x592x1073	630x592x1073
Volume	litres	182	400	400
WEIGHTS / VOLUME				
Net weight	kg	95	180	210
Shipping weight	kg	120	210	240
Shipping dimensions WxDxH	mm	780x680x1630	930x830x2040	82x106x202
Shipping volume	dm ³	865	1575	1795

* THIS OPTION IS STORED IN THE SYSTEM AND CAN FREELY BE TESTED FOR 30 DAYS. A UNIQUE CODE IS NEEDED IN ORDER TO MAKE IT AVAILABLE FOR PERMANENT USE

** AT LOW TEMPERATURES THIS SYSTEM WILL AFFECT TEMPERATURE CONTROL

THESE TECHNICAL DATA ARE SPECIFIED FOR AN EMPTY CABINET AND AMBIENT TEMPERATURE OF 23 °C
SUBJECT TO TECHNICAL ALTERATION.

KB 8000 F SERIES: ENVIRONMENTAL CHAMBERS

Series KB 8000 F consists of two cabinets with and without programmable light function.

These cabinets have been developed to meet the needs of reliability, accurate and safe control over the entire temperature range and low power consumption.

To achieve those goals, the latest technology available in cooling, temperature, and humidity control as well as insulation is used.

Interior housing and shelves are in stainless steel. Externally, the cabinets are constructed of electrolytically galvanized steel sheets, coated with a grey epoxy polyester paint (RAL 7035).



KB 8400F
KB 8400FL

	KB 8400F	KB 8400FL
Internal Power Socket 220v	✓	✓
Programmable light function	—	✓
Door Lock	✓	✓
Access Port 30 mm	✓	✓
Printer report system	✓	✓
Thermal printer	✓	✓
Trippel glass window with cover	✓	✓

— Not available

KEY FEATURES

- ✓ Temperature range from -2 °C to +70 °C
- ✓ Ultrasonic humidifier
- ✓ Thermoelectric dehumidifier
- ✓ Accurate control over the entire temperature range
- ✓ Automatic safety thermostat settings
- ✓ Low power consumption
- ✓ Temperature, humidity and light programming in real time *
- ✓ Printer reporting *
- ✓ Air jacket
- ✓ PID Temperature controller
- ✓ Digital Calibration
- ✓ Alarm
- ✓ Timer
- ✓ Data logging

* Optional

ACCESSORIES

REAL TIME PROGRAMMING (OPTIONAL)

The program system can handle up to twenty settings of temperature, light and humidity. A setting is made active when the real time matches the time connected to a particular setting. The changes can be done a number of times every day, on a specific day of the week, or in a specific week in the year, or a combination of all of them. In addition, the settings can be ramped towards the new setting at a defined rate. The system can be automatically adjusted for European Daylight Saving Time, DST.

PRINTER REPORT (OPTIONAL)

An optional thermal printer (SEIKO OPU-414) can be connected to the serial data port on the cabinet. The date, time, temperature and humidity can be printed at an adjustable time rate, down to one minute.

Events, such as new settings and alarm conditions can also be printed. This can be a useful aid in documentation of a test cycle.

By using a PC instead of a printer, remote settings and monitoring are possible.

CUSTOM SPECIALS AND UPGRADES

The system software can easily be replaced via a Windows based PC connected to the serial port. This makes it possible to keep the system up to date.

Customers with special functional needs, can get their software on a CD or via the Internet from Termaks.





EASY TO OPERATE

The basic operations can be learned in a minute. A number of “Pages” can be selected in the LCD display.

The information is easy to understand. All settings can easily be changed with the five buttons.

AUTOMATIC SAFETY THERMOSTAT SETTINGS

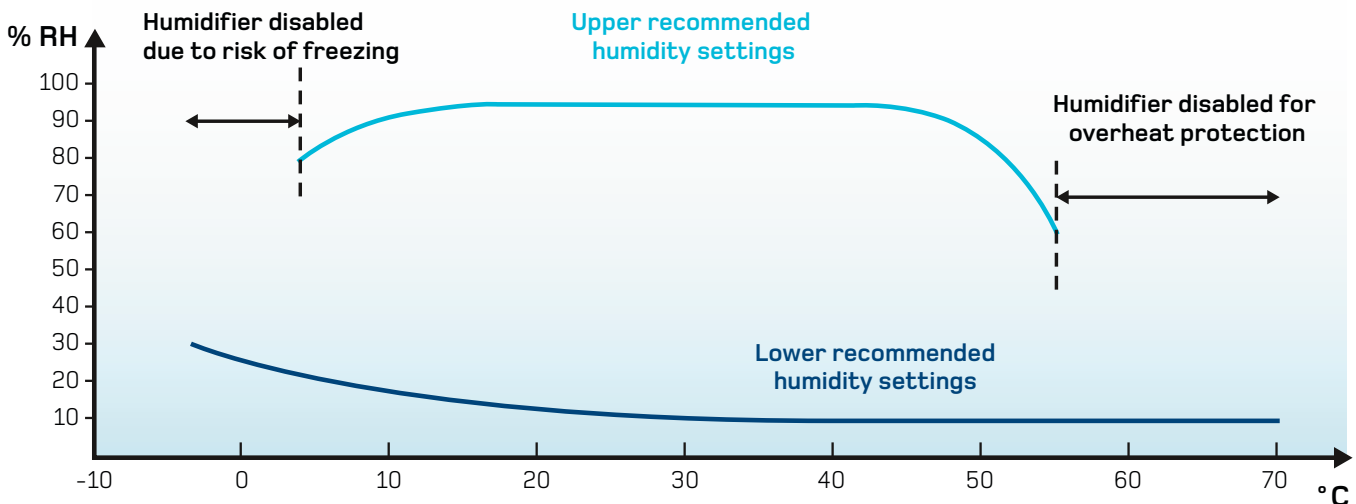
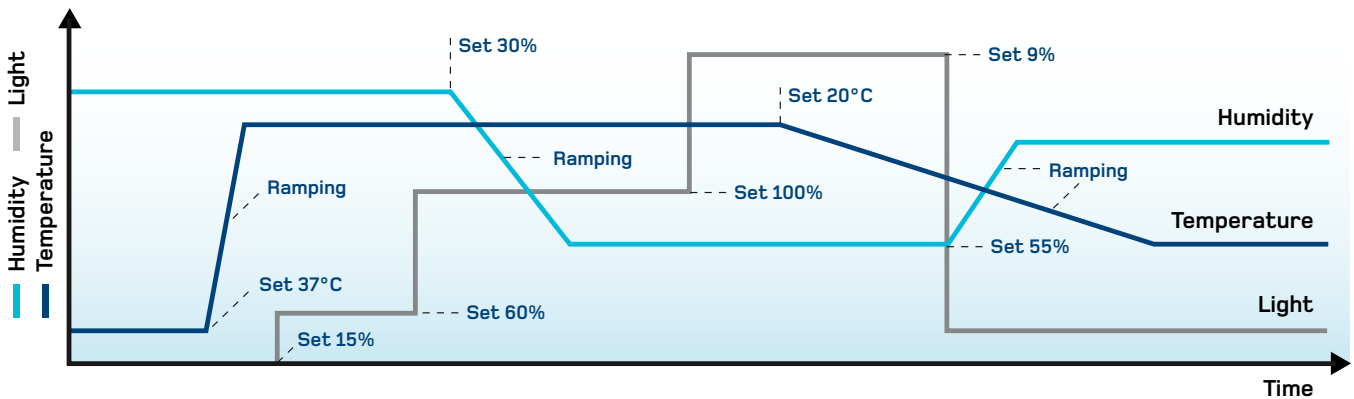
This unique feature also simplifies the operation. A safety thermostat system is integrated in the electronic control system. Both the upper and lower safety thermostats are automatically set whenever a new temperature is set. The samples inside

the cabinet are thereby fully protected against temperature extremes.

TIMER

The KB 8400F and KB8400FL have a timer system included.

It can be used as a delayed stop or start timer. This timer is disabled when the optional Real Time Program is used.



ENVIRONMENTAL CHAMBERS

TEMP. CONTROL		KB 8400 F	KB 8400 FL
Variation	+ / - °C	0,1	0,1
Deviation (spatial)	+ / - °C	0,2	0,2
Readability / Set ability	°C	0,1	0,1
Range	°C	-2-70,0	-2-70,0
Sensor thermocouple "K"		Yes	Yes
Controller		PID	PID
Display		LCD	LCD
TIMER			
Real time program		Yes	Yes
Printer report		Optional*	Optional*
Free trial periode		*	*
SAFETY			
Alarm flashing / Acoustic		Yes	Yes
Alarm limit settable		Yes	Yes
Automatic safety setting		Yes	Yes
HUMIDITY CONTROL			
Humidity Variation (time)	+/- %RH	2	2
Humidity deviation (Spaltial)	+/- %RH	2	2
Readability	% RH	0,1	0,1
Setability	% RH	1	1
Range setting	% RH	1-99	1-99
Working range	% RH	15 - 96 ***	15 - 96 ***
Capasitive sensor		Yes	Yes
Controller		PID	PID
Water quality		Distilled/Ionized	Distilled/Ionized
Water reservoir	Litres	18	18
LIGHT CONTROL			
Light readability/set ability	%	No	3-100
Light intensity in the middle	Lux	0	12000
Light intensity both sides	Lux	0	25000
FEATURES			
Access port	30mm	Optional	Optional
Inspection window		Optional	Optional
Castors, lockable		Yes	Yes
Data Port, Serial	RS 232	Yes	Yes
Automatic de-icing		Yes	Yes
Pot. free alarm output		Optional	Yes
SHELVES			
Standard / Max	pcs	3/22	3/22
Dimensions WxD	mm	610x580	610x580
Max load pr shelf	kg	30	30
Permitted total load	kg	120	120
POWER CONSUMPTION			
Maximum power usage	W	1200	1200
Nominal voltage	VAC	230	230
Frequency	Hz	50	50
DIMENSIONS			
Exterior WxDxH	mm	830x720x1840	960x720x1840
Interior WxDxH	mm	630x592x1073	630x592x1073
Volume	litres	400	400
WEIGHTS / VOLUME			
Net weight	kg	210	240
Shipping weight	kg	240	275
Shipping dimensions WxDxH	mm	930x830x2040	1060x830x2040
Shipping volume	dm ³	1575	1795

* THIS OPTION IS STORED IN THE SYSTEM AND CAN FREELY BE TESTED FOR 30 DAYS. A UNIQUE CODE IS NEEDED IN ORDER TO MAKE IT AVAILABLE FOR PERMANENT USE

** AT LOW TEMPERATURES THIS SYSTEM WILL AFFECT TEMPERATURE CONTROL

*** HUMIDIFYER DISABLED BELOW 4 °C AND ABOVE 55 °C

THESE TECHNICAL DATA ARE SPECIFIED FOR AN EMPTY CABINET AND AMBIENT TEMPERATURE OF 23 °C. SUBJECT TO TECHNICAL ALTERATION.



Termaks AS

Termaks AS

Lien 79, N-5057 Bergen, Norway

Tel: +47 55 34 20 70

Fax: +47 55 34 11 78

E-mail: termaks@termaks.com

Web: www.termaks.com

YOUR SUPPLIER: